





Nice Touch Decorative Millwork

When you want to add the ultimate finishing touch, decorative millwork is the perfect choice for either interior or exterior applications. Fypon® craftsmanship is evident in every exquisite detail. From brackets, corbels and gable pediments to niches, ceiling medallions and domes, our collection of architecturally accurate decorative millwork will expand your design possibilities and help define the character of any home or room. **For installation instructions, please visit www.fypon.com.**

Brackets, Corbels & Dentil Blocks	96
Gable Pediments	116
Trellis System	119
Fishscale Panel	119
Decorative Panels	120
Porch Spandrels	120
Appliques	120
Wreath & Bow	121
Fixture Mounts	121
Quoins	121
Tile Vent	121
Spires	122
Finials	122
Ceiling Medallions	124
Smooth Beam	125
Ceiling Domes	126
Wall Niches	127
Timber Brackets & Corbels	128
Timber Rafter Tails	135
Timber Trellis System	136
Timber Decorative Panel	137
Timber Fixture Mounts	137
Timber Beams	138
Beam Straps	139



How to Use This Section

	Part Number	Projection	Height
	BKT19X24X4	18 5/8"	24"
	BKT19X36X4	19"	36"
	BKT20X24X5	20"	24"

For ease of use, the products in this section of the catalog are organized by architectural style. You can find a variety of products to match the aesthetics of almost any application conveniently grouped together. Where applicable, groupings of brackets, corbels and dentil blocks are further sorted by height, from smallest to largest. Each product chart includes product images, dimensional data and part numbers to help specify, source and sell Fypon® decorative millwork. In some cases, the chart lists more data; in others, the line art contains more details. This is to ensure a comprehensive package.

How to Order

Decorative Millwork

The first step when ordering decorative millwork is to determine the type of product needed. Then find the proper size for your specific application by measuring the width and height.



Remember to Order Adhesive

A urethane-based adhesive *must* be used on all joint surfaces. See page 184 to order PL Premium® Adhesive*.

Decorative Millwork Accessories











Some decorative millwork products have accessories available or are an accessory to another product. All decorative millwork accessories are unattached and must be ordered separately.






Custom Products


If a unique product design is required, we can create it for you. To request a custom product, please contact the Fypon Custom Product Sales Department at 855.397.6647. You may also fill out our Custom Quote Request Form, which can be obtained at www.fypon.com, or contact the Fypon Customer Service Department at 800.446.3040.












Brackets










	Part Number	Projection	Height	Overall Width
	BKT9X11	9"	11"	3 1/2"
	BKT12X12X4	12"	12"	3 1/2"
	BKT18X18X4	18"	18"	3 1/2"
	BKT16X16	15 7/8"	15 7/8"	2"
	BKT10X16X4	9 7/8"	16"	4 7/16"
	BKT12X16	11 1/2"	16"	3"
	BKT14X16X4	14"	16"	4 7/16"
	BKT17X17	16 1/2"	16 1/2"	3 1/2"
	BKT16X18X3	16"	18"	3 1/2"
	BKT11X20	11"	20"	3 1/8"

	Part Number	Projection	Height	Overall Width
	BKT12X24X3	12"	24"	3 1/2"
	BKT18X24X4	18"	24"	3 1/2"
	BKT18X30X4	18"	30"	3 1/2"
	BKT25X27	25"	27 1/2"	3 1/2"
	BKT36X36X4	36"	36"	4 "
	BKT36X36X6	36"	36"	6"
	BKT20X30X6	20"	30"	5 1/2"
	BKT32X32	32"	32"	6"
	BKT40X40	40"	40"	6"








Brackets *Cove / Arch*


	Part Number	Projection	Height	Overall Width
	BKT19X24X4	18 ⁵ / ₈ "	24"	4"
	BKT19X36X4	19"	36"	4"
	BKT20X24X5	20"	24"	5"
	BKT25X25	25"	25"	4"
	BKT28X30	28"	30"	3 1/2"
	BKT30X30	30"	30"	6"
	BKT36X36	36 ¹ / ₈ "	36 ¹ / ₈ "	6"
	BKT31X30X5	31"	30"	5"
	BKT19X31	19 1/2"	31 1/2"	7 1/4"
	BKT24X36	24"	36"	3 1/2"
	BKT36X42	36 1/4"	42 1/4"	3 1/2"

	Part Number	Projection	Height	Overall Width
	BKT5X8	5 ⁷ / ₁₆ "	8 ¹ / ₄ "	4 ¹³ / ₁₆ "
	BKT7X10	7 ⁹ / ₁₆ "	10 ⁵ / ₈ "	3"
	BKT9X13	9"	13"	3"
	BKT11X15	11"	15"	3"
	BKT15X19	15"	19"	3 ¹ / ₂ "
	BKT11X17	11"	17"	2 ⁷ / ₈ "
	BKT35X9	35"	9"	10 ³ / ₄ "
	BKT7X8	6 ⁹ / ₁₆ "	7 ⁹ / ₁₆ "	1 ³ / ₄ "
	BKT10X16	9 ³ / ₄ "	16"	2 ³ / ₄ "
	BKT12X17	12 ¹ / ₁₆ "	16 ¹ / ₂ "	3"
	BKT24X24X5	24"	24"	5"
	BKT22X30	22"	30"	5 ¹ / ₂ "
	BKT30X30X7	30"	30"	7"












Brackets *Decorative Continued*







	Part Number	Projection	Height	Overall Width
	BKT7X10X2	7"	10 1/8"	2"
	BKT11X11	11 3/8"	11 3/8"	1 1/16"
	BKT12X12	12 1/4"	11 1/2"	1 1/16"
	BKT12X12GP	12"	12"	1"
	BKT12X12WW	12"	12"	1"



Brackets *Decorative Continued*









	Part Number	Projection	Height	Overall Width
	BKT12X12X3	12"	12"	3"
	BKT22X21	21 3/4"	21 1/2"	3"
	BKT14X12	14"	12"	1 1/2"
	BKT10X12	10 1/8"	12 1/2"	1"
	BKT13X13	12 7/8"	12 7/8"	1 1/16"
	BKT14X15	14"	14 11/16"	1"
	BKT16X16X2	16"	16"	2"
	BKT16X16X3	16"	16"	2 1/2"
	BKT8X18	7 7/8"	17 5/8"	2 1/2"
	BKT18X19	17 15/16"	18 7/16"	2 11/16"

Brackets *Decorative Continued*

	Part Number	Projection	Height	Overall Width
	BKT19X20	19 1/2"	20"	1 1/8"
	BKT12X21X3	12 1/4"	21 1/8"	3 3/16"
	BKT22X21X1	22 1/8"	21 1/2"	1"
	BKT16X23X3	16 3/8"	22 11/16"	3 1/2"
	BKT18X24	18"	24"	1"
	BKT23X25	23 1/4"	25 7/16"	1 3/16"










Knee Braces

	Part Number	Projection	Height	Overall Width
	BKT11X12X3	11 1/4"	12"	3 1/2"
	BKT13X15	14 5/8"	12 1/2"	5"
	BKT14X14	13 5/16"	13 5/16"	3 1/2"
	BKT30X30X8	30"	30"	6 7/8"
	BKT15X15	15"	15"	2 1/2"
	BKT22X22	22"	22"	2 3/4"
	BKT26X28	26"	28"	2 9/16"
	BKT8X29X4	8 1/4"	29"	4"


Brackets & Dentil Blocks

	Part Number	Projection	Height	Overall Width
	DTLB5X5X3	5 1/2"	5 1/2"	3 1/2"
	BKT6X8	6"	8"	1 1/2"
	BKT8X8	8"	8"	2"
	DTLB9X11X16	16"	9 1/4"	11 1/4"
	BKT6X10X1	5 9/16"	10 3/8"	1 1/2"
	BKT7X11X3	7"	11"	3 1/2"
	BKT10X11	10 1/2"	11 1/4"	3"
	BKT7X12X4	7 1/4"	12"	4"
	BKT10X12X4	10"	12"	4"






Brackets & Dentil Blocks *Continued*


	Part Number	Projection	Height	Overall Width
	BKT8X13	8"	13"	7 1/4"
	BKT13X13X3	13"	13"	3 1/2"
	BKT14X16	14"	15 3/4"	4"
	BKT5X20	5"	20"	3"
	BKT6X24	6"	24"	4"
	BKT18X24X3	18"	24"	3"
	BKT24X24X12 Recessed	24"	24"	12"
	BKT22X26	22 1/2"	26"	8 1/2"

Corbel Bullnose

	Part Number	Projection	Height	Overall Width
	DTLB4X6X9	8 3/4"	4 1/4"	6"

Brackets & Corbels *Decorative*

	Part Number	Projection	Height	Overall Width
	BKT3X5	2 15/16"	5 1/8"	2 3/16"
	COR5X10	5 1/4"	10"	4"
	BKT9X12	11 1/4"	10"	9 15/16"
	BKT12X10 Recessed	12"	10 1/8"	7 1/4"
	BKT18X10 Recessed	18"	10 1/8"	7 1/4"










	Part Number	Projection	Height	Overall Width
	BKT9X15	9"	14 1/2"	7"
	BKT8X15	7 7/8"	14 7/8"	8 1/4"
	BKT11X16	10 1/2"	16 3/16"	4 3/8"
	BKT4X18X4	4"	18"	4"
	BKT6X24X6	6"	24"	6"
	BKT15X28	15 3/8"	27 9/16"	8 3/8"
	BKT11X30	11 1/4"	30"	11 1/4"
	BKT14X30X8	14 1/4"	30"	7 1/2"

Brackets & Corbels *Ornate*


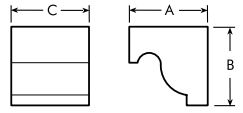

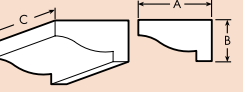

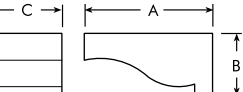

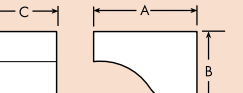

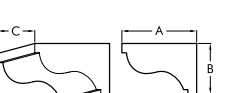

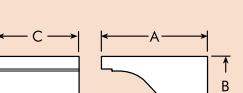

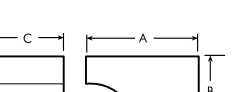

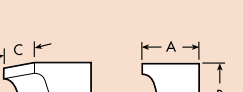

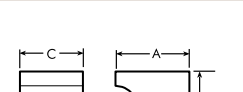


	Part Number	Projection	Height	Overall Width
	BKT7X5	6 ⁷ / ₈ "	4 ¹ / ₄ "	7 ³ / ₈ "
	BKT13X7	13 ¹ / ₄ "	6 ⁵ / ₁₆ "	6 ³ / ₈ "
	BKT19X8	18 ¹⁵ / ₁₆ "	7 ⁹ / ₁₆ "	8"
	BKT2X10	2"	9 ¹ / ₂ "	3 ³ / ₄ "
	BKT24X12	23 ¹ / ₂ "	11 ¹ / ₂ "	9 ¹ / ₄ "
	COR10X14	9 ¹¹ / ₁₆ "	14 ¹ / ₂ "	3 ³ / ₄ "
	COR12X16	10 ¹⁵ / ₁₆ "	16 ¹ / ₄ "	5 ¹⁵ / ₁₆ "
	BKT16X9	9 ¹ / ₄ "	15 ⁷ / ₈ "	3 ⁵ / ₈ "
	BKT7X16	7 ⁷ / ₁₆ "	16 ¹ / ₄ "	5 ¹ / ₂ "
	BKT8X17	8 ³ / ₁₆ "	16 ⁵ / ₈ "	6 ³ / ₁₆ "

Brackets & Corbels *Ornate Continued*


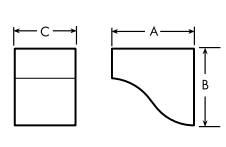

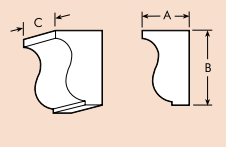

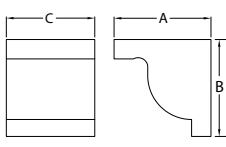

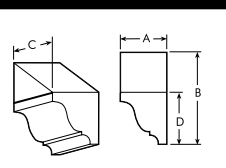

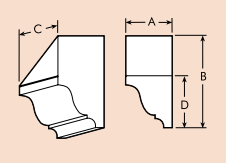
	Part Number	Projection	Height	Overall Width
	BKT7X18	6 ¹¹ / ₁₆ "	18 ¹ / ₄ "	7 ¹¹ / ₁₆ "
	COR11X20	11"	20"	6 ¹ / ₂ "
	COR14X26	14 ¹ / ₂ "	26"	6 ¹ / ₂ "
	BKT11X20X8	11"	20 ¹ / ₂ "	8"
	COR22X26	22 ¹ / ₂ "	26"	8 ¹ / ₂ "
	BKT18X35	17 ¹ / ₂ "	35"	11"
	BKT20X35	20 ³ / ₁₆ "	35"	10"
	BKT25X36	25 ³ / ₁₆ "	36"	18"



Dentil Blocks & Brackets


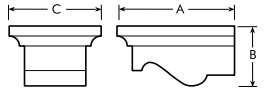

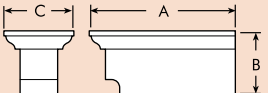

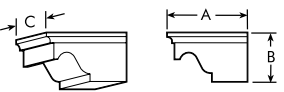

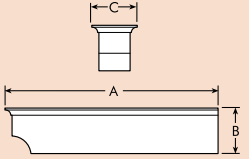

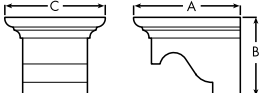



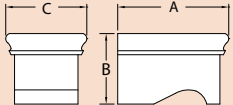

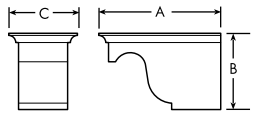

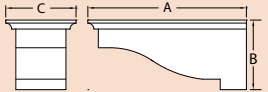

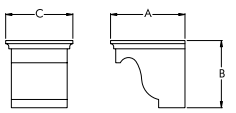
	Part Number	Projection (A)	Height (B)	Overall Width (C)	
	DTLB3X3X4	4 ⁷ / ₁₆ "	3 ¹¹ / ₁₆ "	3 ¹³ / ₁₆ "	
	DTLB4X5X7	7 ³ / ₄ "	4 ¹ / ₄ "	5 ¹ / ₈ "	
	DTLB4X6X7	7 ¹ / ₈ "	4"	6"	
	DTLB5X6X11	10 ³ / ₄ "	5 ¹ / ₄ "	6"	
	DTLB5X4X7	6 ⁷ / ₈ "	5 ³ / ₈ "	4 ³ / ₈ "	
	DTLB6X6X8	8"	5 ³ / ₈ "	5 ¹ / ₂ "	
	DTLB5X8X10	10"	5 ³ / ₈ "	7 ⁷ / ₈ "	
	DTLB6X6X9.25	9 ¹ / ₄ "	6"	6"	
	DTLB6X4X6	5 ¹ / ₂ "	6 ¹ / ₈ "	4 ³ / ₄ "	
	DTLB6X6X5	5 ¹ / ₂ "	6 ¹ / ₄ "	4 ¹¹ / ₁₆ "	

Dentil Blocks & Brackets *Continued*


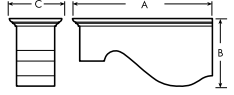

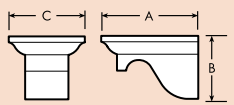

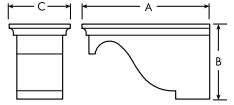

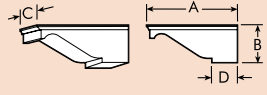

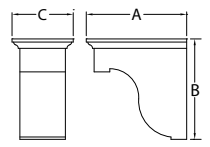

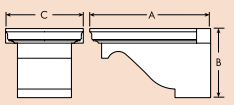

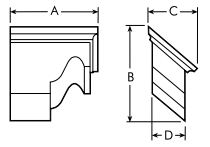

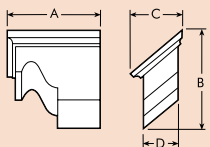
	Part Number	Projection (A)	Height (B)	Overall Width (C)		
	DTLB6X5X7	6 3/4"	6 5/16"	5"		
	DTLB8X6X6	5 3/16"	8 1/8"	5 1/2"		
	BKT10X10X9	10"	10"	9 1/8"		
	Part Number	Projection (A)	Height (B)	Overall Width (C)	Pitch (D)	
	DTLB6X4X6R12	5 1/2"	10 15/16"	4 3/4"	6 1/4"	
	DTLB6X4X6L12	5 1/2"	10 15/16"	4 3/4"	6 1/4"	




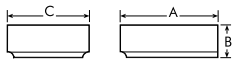

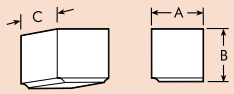

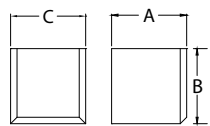

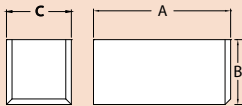

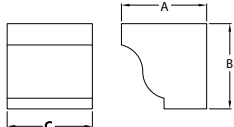

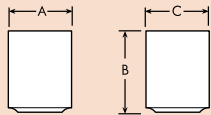

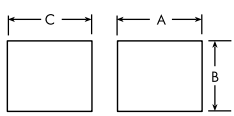

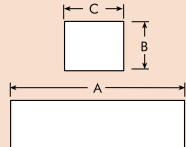

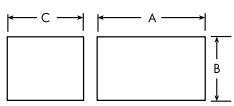
Dentil Blocks & Brackets *Decorative*

	Part Number	Projection (A)	Height (B)	Overall Width (C)	
	DTLB3X5X6	5 3/4"	3 1/8"	4 1/2"	
	DTLB4X4X9	9"	3 7/8"	4 5/16"	
	DTLB4X4X7	7 1/4"	4 5/16"	5"	
	DTLB5X4X20	20 1/2"	4 3/8"	4 3/8"	
	DTLB4X6X6	6 3/16"	4 9/16"	5 13/16"	
	DTLB6X6X9	9 3/8"	5 3/4"	5 1/2"	
	BKT5X8X6	7 7/8"	5"	5 3/4"	
	DTLB5X5X9	8 11/16"	5 3/8"	4 7/8"	
	BKT13X6	13 1/4"	5 13/16"	5 7/8"	
	DTLB9X8X8	9"	8 1/8"	8 1/8"	


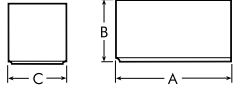

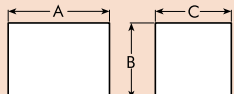
Dentil Blocks & Brackets *Decorative Continued*

	Part Number	Projection (A)	Height (B)	Overall Width (C)		
	DTLB9X6X22	22"	10 5/8"	8 1/4"		
	DTLB6X7X9	9 1/4"	6"	7 1/4"		
	DTLB7X6X12	11 1/2"	6 3/4"	5 1/2"		
	DTLB8X7X18	18"	7 3/8"	7"		
	BKT8X8X4	8"	8"	4 7/8"		
	DTLB8X9X14	14"	8"	9"		
	Part Number	Projection (A)	Height (B)	Overall Width (C)	Pitch (D)	
	DTLB4X4X7R8 8 / 12 Pitch - Right Side	7 1/4"	6 15/16"	4 3/16"	2 15/16"	
	DTLB4X4X7R12 12 / 12 Pitch - Right Side	7 1/4"	8 1/4"	3 9/16"	2 1/2"	
	DTLB4X4X7L8 8 / 12 Pitch - Left Side	7 1/4"	6 15/16"	4 3/16"	2 15/16"	
	DTLB4X4X7L12 12 / 12 Pitch - Left Side	7 1/4"	8 1/4"	3 9/16"	2 1/2"	

Dentil Blocks

	Part Number	Projection (A)	Height (B)	Overall Width (C)	
	DTLB2X5X6	6"	2"	5"	
	DTLB3X3X3	3 1/2"	3 7/16"	3 1/2"	
	DTLB3.5X3.5X3.5	3 1/2"	3 1/2"	3 1/2"	
	DTLB3.5X3.5X7	7 13/32"	3 1/2"	3 1/2"	
	DTLB4X4X4	4"	4"	4"	
	DTLB4.5X4X4	3 1/2"	4 1/2"	3 1/2"	
	DTLB5X6X6	6"	5"	6"	
	DTLB5X6X18	17 5/8"	5"	6"	
	DTLB5X6X8	8 1/2"	5"	6"	

Dentil Blocks *Continued*

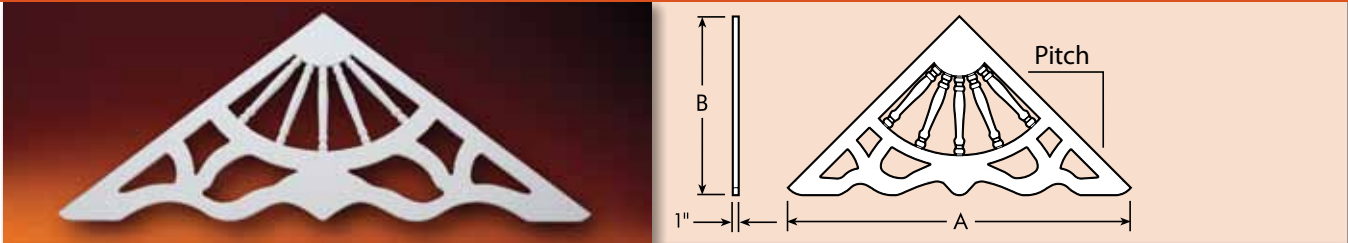
Part Number	Projection (A)	Height (B)	Overall Width (C)	
 F100^	10 3/8"	5 1/2"	5"	
 DTLB6X8X6	8"	6"	6"	

^ See accessory block COR10X14 on page 108

Dentil Blocks *Decorative*

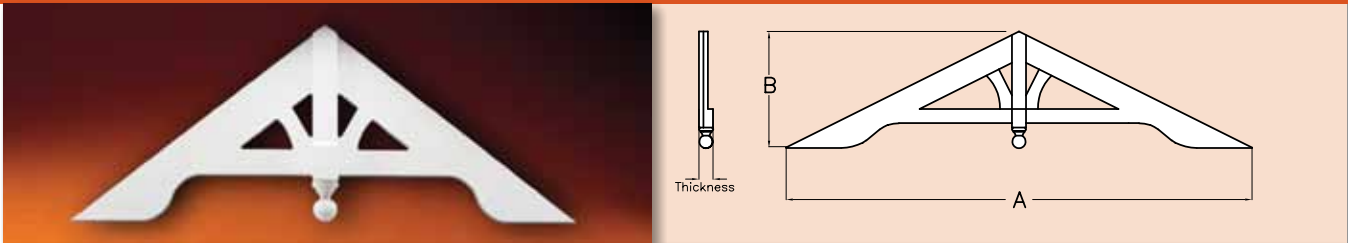
Part Number	Projection (A)	Height (B)	Overall Width (C)	
 DTLB2X8X12	12"	1 3/4"	7 1/2"	
 DTLB4X5X8	7 3/4"	3 3/8"	5"	
 DTLB5X6X10	9 1/2"	4 3/4"	5 7/8"	
 DTLB6X9X7	6 1/2"	5 1/2"	8 3/4"	
 DTLB6X5X5	6 3/4"	5 1/2"	5"	
 DTLB6X9X15	15"	6"	9 1/4"	

Gable Pediments *Victorian Style*



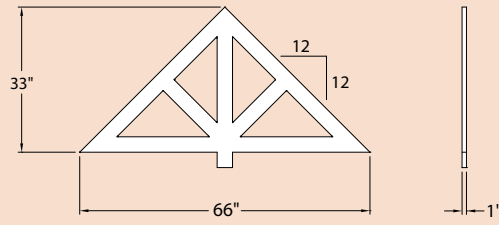
Part Number	Base Width (A)	Overall Height (B)	Thickness	Pitch
GP60X36	60 ³ / ₈ "	36"	1"	14 / 12
GP64X32	62"	32 ¹ / ₄ "	1"	12 / 12
GP80X33	80 ¹ / ₄ "	33 ³ / ₄ "	1"	10 / 12
GP81X31	81 ¹ / ₄ "	31 ¹ / ₄ "	1"	9 / 12
GP88X29	86 ³ / ₈ "	29 ³ / ₈ "	1"	8 / 12
GP96X28	96"	28"	1"	7 / 12
GP107X22	107"	22"	1"	5 / 12
GP110X27	106 ⁷ / ₈ "	27 ³ / ₈ "	1"	6 / 12

Gable Pediments *Arched Style*



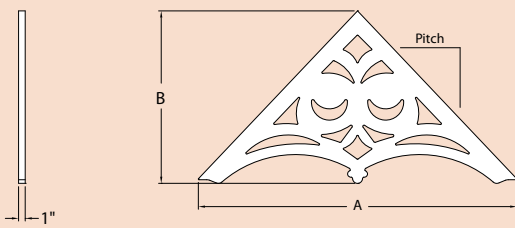
Part Number	Base Width (A)	Overall Height (B)	Thickness	Pitch
GPA60X24	60"	24"	3 ³ / ₁₆ "	9 ⁵ / ₈ / 12
GPA70X35	70"	35"	3 ³ / ₁₆ "	12 / 12
GPA81X34	80 ⁷ / ₁₆ "	33 ⁹ / ₁₆ "	2 ¹⁵ / ₁₆ "	10 / 12
GPA86X32	85 ³ / ₁₆ "	32 ³ / ₁₆ "	2 ⁷ / ₈ "	9 / 12
GPA87X29	86 ⁷ / ₈ "	29"	3 ¹ / ₈ "	8 / 12
GPA95X28	95 ¹ / ₄ "	27 ³ / ₄ "	2 ⁷ / ₈ "	9 / 12
GPA104X26	103 ¹ / ₂ "	25 ⁷ / ₈ "	3 ¹ / ₈ "	6 / 12

Gable Pediments *Flat Style*



Part Number	Base Width (A)	Overall Height (B)	Thickness	Pitch
GPF66X33	66"	33"	1"	12 / 12


Gable Pediments *Holland Style*



Part Number	Base Width (A)	Overall Height (B)	Thickness	Pitch
GPH48X24	48"	26"	1"	11 / 12
GPH75X34	80 ¹⁵ / ₁₆ "	35 ¹⁵ / ₁₆ "	1"	10 / 12
GPH78X29	77 ¹ / ₂ "	28 ⁷ / ₈ "	1"	8 / 12



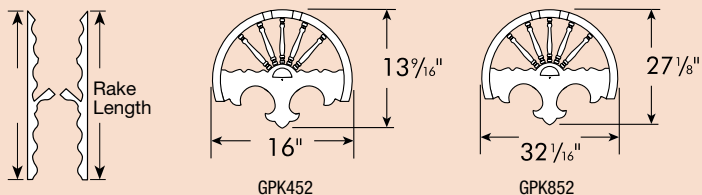
Gable Pediment Kits *Stewart System*



	Part Number	Rake Length (Each Side)	Pitch	Accessories
	GPK401	39 ⁵ / ₁₆ "	Adjustable from 5 / 12 to 14 / 12 pitch	GPK451
	GPK801	77 ¹ / ₂ "	Adjustable from 5 / 12 to 14 / 12 pitch	GPK851
	Part Number	Diameter	Pitch	Accessories
	GPK451	16"	—	GPK401
	GPK851	32 ¹ / ₁₆ "	—	GPK801

NOTE: GPK401 and GPK801 kits include (1) ADH1 (adhesive) and (4) 2" screws

Gable Pediment Kits *Wellington System*

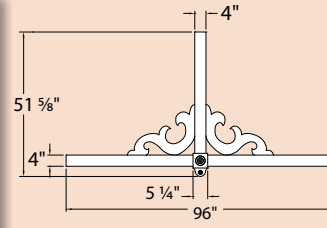


	Part Number	Rake Length (Each Side)	Pitch	Accessories
	GPK402	35 ¹⁵ / ₁₆ "	Adjustable from 5 / 12 to 14 / 12 pitch	GPK452
	GPK802	70 ⁵ / ₈ "	Adjustable from 5 / 12 to 14 / 12 pitch	GPK852
	Part Number	Diameter	Height	Accessories
	GPK452	16"	13 ⁹ / ₁₆ "	GPK402
	GPK852	32 ¹ / ₁₆ "	27 ¹ / ₈ "	GPK802

NOTE: GPK402 and GPK802 kits include (1) ADH1 (adhesive) and (4) 2" screws



Gable Pediment Kit *Basic System*



Part Number	Base Width	Overall Height	Thickness	Pitch
GPK100	96"	51 5/8"	1 1/4"	Adjustable from 6 / 12 to 12 / 12

NOTE: Ships in 6 pieces; field trimming and assembly required. Installation hardware and instructions included

Trellis System



Trellis Kits Part Number & Contents	Overall Width (Installed)	Overall Height (Installed)	Projection (Installed)
TRLS19003 Fits 16'-18' Garage Doors	21' 9" <i>Over 16' Door</i>	41 7/8"	36"
(2) BKT32X31X5, <i>Outlooker</i> (4) BMD4X8X144, <i>12' Beam</i> (18) FLTBA36X3X3, <i>Rafter Tail</i> (1) TRLS18989, <i>Hardware Kit</i>	23' 9" <i>Over 18' Door</i>		
TRLS19004 Fits 8'-9' Garage Doors	13' 9" <i>Over 8' Door</i>	41 7/8"	36"
(2) BKT32X31X5, <i>Outlooker</i> (2) BMD4X8X48, <i>4' Beam</i> (2) BMD4X8X144, <i>12' Beam</i> (10) FLTBA36X3X3, <i>Rafter Tail</i> (1) TRLS18994, <i>Hardware Kit</i>	14' 9" <i>Over 9' Door</i>		

NOTE: See page 136 for timber trellis


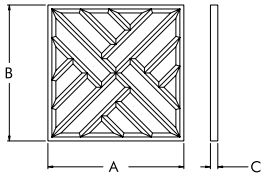

Individual Trellis Components	Part Number	Projection	Height	Overall Width
	BKT32X31X5 Outlooker	32 1/2"	30 5/8"	5 1/4"
	BMD4X8X48 Beam	4 1/4"	7 3/4"	48"
Scrolled profile on one end 	BMD4X8X144 Beam	4 1/2"	7 3/4"	144"
	FLTBA36X3X3 Lattice	36"	3 1/2"	2 3/4"
Angled on one end 	TRLS18989 Hardware Kit for TRLS19003	Kit Contains: (3) Angle Bracket (3) U Bracket (1) Screw Pack (1) Installation Guide		
	TRLS18994 Hardware Kit for TRLS19004	Kit Contains: (2) Angle Bracket (2) U Bracket (1) Screw Pack (1) Installation Guide		

Fishscale Panel *Round Scales*




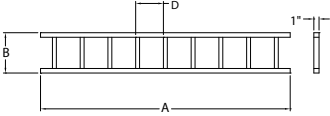

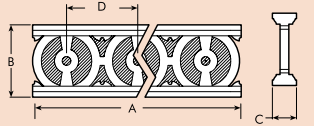
Part Number	Length	Overall Length	Height	Projection
FSR103X17	99 1/4"	102 1/8"	16 13/16"	3/4"

Decorative Panels[^]







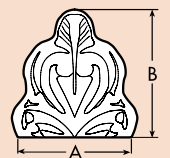
	Part Number	Width / Height (A, B)	Thickness (C)	
	DP28X28CH Crosshatch	27 3/4"	1 1/2"	
	DP28X28SQX Square	28"	1 5/16"	

[^] Panels are designed for decorative use only and cannot be used in a structural rail containment application


Porch Spandrels

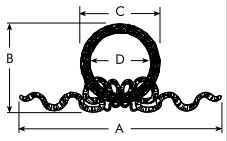
	Part Number	Length (A)	Height (B)	Thickness (C)	Design Repeat (D)	
	PRS48X8	48"	7 3/4"	1"	5 5/16"	
	PRS96X8	97 1/2"	8 1/4"	2 7/8"	8 1/8"	

Applique



	Part Number	Width (A)	Height (B)	Projection	
	APL5X10 Shell	10 1/2"	5 3/8"	5/8"	
	APR3X3 Beaumont	2 5/8"	2 5/8"	7/8"	
	APR17X17 Rosette	16 5/8"	16 5/8"	1"	
	SC8X8 Scroll	7 3/4"	7 3/4"	7/8"	

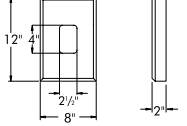
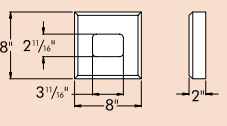
Wreath & Bow *Victorian Style*

Part Number	Overall Width (A)	Overall Height (B)	Outside Diameter (C)	Inside Diameter (D)	Projection
 WAB34	86"	38"	34 ³ / ₈ "	26"	2 ³ / ₄ "







Fixture Mounts


Part Number	Width	Height	Inside Width	Inside Height	Projection
 FM8X12X2 Vertical	8"	12"	2 ¹ / ₂ "	4"	2"
 FMS8X8X2 Square	8"	8"	3 ¹¹ / ₁₆ "	2 ¹¹ / ₁₆ "	2"


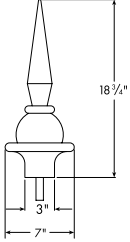

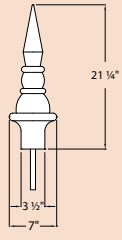

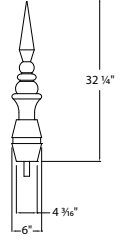

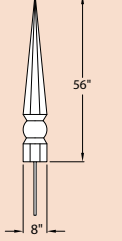
Quoins

Part Number	Width	Height	Projection
 QN10X12X1	10 ¹ / ₂ "	10"	12"
 QN10X16X1	14 ¹ / ₂ "	10"	16"
 QN16X16	16"	16"	1 ¹ / ₂ "
 QN16X96 6-Panel	16"	96"	1 ¹ / ₂ "

Tile Vent


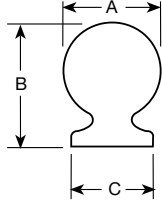

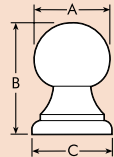
Part Number	Width	Height	Projection	Inside Diameter
 CN6X6	6"	6"	6"	4"

Spires


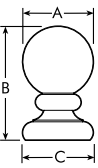

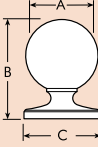

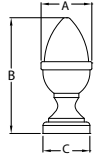



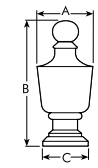
Part Number	Base Diameter	Diameter	Height	Anchoring Pipe	
 S3X19	3"	7"	18 3/4"	3/4" x 6"	
 S4X21	3 1/2"	7"	21 1/4"	3/4" x 6"	
 S6X32	4 3/16"	6"	32 1/4"	1 1/8" x 3"	
 S8X56	8"	8"	56"	1 1/8" x 18"	



Full-Round Finial











Part Number	Ball Diameter (A)	Height (B)	Base Diameter (C)	
 B4X6	4"	5 7/16"	3 1/2"	
B5X7	5 1/4"	6 3/4"	4 3/8"	
B6X8	5 7/8"	7 13/16"	5 7/8"	
B6X9	7"	9"	5 7/8"	
B8X10	8"	10"	8 1/4"	
B10X13	10"	12 7/8"	8 7/16"	
B12X16	12"	16"	12"	
 B3X4 Pedestal Ball	3 1/8"	4 5/8"	3 5/16"	

Full-Round Finial *Continued*

	Part Number	Ball Diameter (A)	Height (B)	Base Diameter (C)	
	B3X5 Post Ball	3 1/4"	5 1/4"	3 1/4"	
	B7X9 Decorative Ball	6 3/16"	8 1/2"	6 1/2"	
	AFR10 Acorn	4 7/8"	11 1/8"	4 1/2"	
	PHFR5X11 Pineapple	5 5/8"	11"	4 3/4"	
	PHFR6X14 Pineapple	7 1/8"	14"	6 1/8"	
	UFR11 Urn	5 1/2"	11 3/4"	5 3/8"	






Ceiling Medallions *One-Piece*




	Part Number	Diameter / Width	Projection	Center Opening Diameter
	CM13EA Eaton	13"	1 1/8"	—
	CM14BL Belmont	14"	1"	—
	CM15BM Beaumont	14 3/8"	2 1/4"	1"
	CM16AT Atlanta	16"	1 1/16"	4 3/8"
	CM16FL Florentine	16"	1 1/8"	4 1/8"
	CM16JE Jefferson	15 1/2"	5/8"	4"
	CM16TL Traditional	16"	1 7/16"	4"
	CM19WI Windsor	19 1/8"	1"	1"
	CM31WI Windsor	31"	2"	1"
	CM24GL Grape Leaf	24"	2 1/4"	1 9/16"

	Part Number	Diameter / Width	Projection	Center Opening Diameter
	CM24RE Reece	24 3/16"	1 1/4"	—
	CM24RN Randolph	24 3/8"	1 1/2"	1"
	CM30AL Acanthus Leaf	30 1/4"	2 1/2"	1"
	CM32SG St. Georges	32 1/2"	2 1/2"	1"
	CM36NI Nicolas	35 13/16"	2"	2"
	CM38SY Symmetria	38 1/8" Width 28 5/8" Height	1 13/16"	1"
	CM67WT Whitney	67 1/2" Width 43 1/2" Height	1"	4 3/8"
	CM74SF Suffolk	74 1/4"	2"	—
	Ships in 4 pieces			


Ceiling Medallions *Two-Piece*

Ceiling Rosettes

	Part Number	Diameter / Width	Projection	Center Opening Diameter
	CM16FL2 Florentine	15 13/16"	1 1/16"	5 5/8"
	CM16JE2 Jefferson	15 1/2"	1 1/16"	5 11/16"
	CM32R02 Rochelle	31 7/8"	2 3/16"	5 3/4"


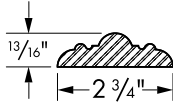
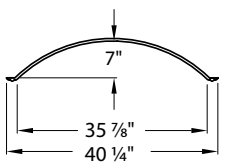

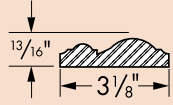
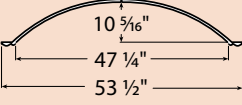

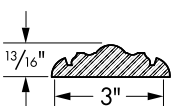
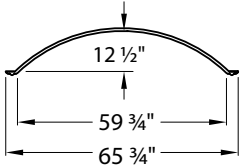

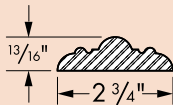
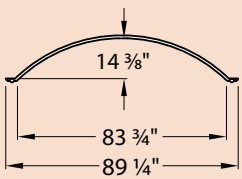
	Part Number	Diameter / Width	Projection	Center Opening Diameter
	CR10MY Mayflower	9 15/16"	1 3/16"	—
	CR5QY Quincy	4 9/16"	5/8"	—
	CR7SY Sylvan	7 3/8"	1 1/2"	—

Smooth Beam


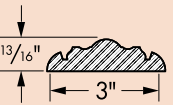
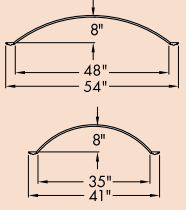
	Part Number	Overall Width	Overall Height	Length	Inside Width	Inside Height
	BM4X5X192	6 19/32"	5"	16'	2"	4"



Ceiling Domes *Round*


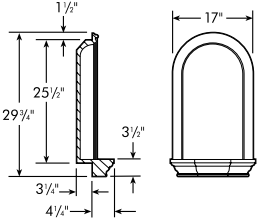

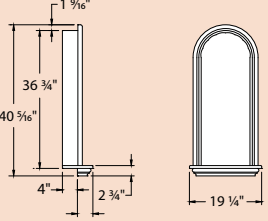

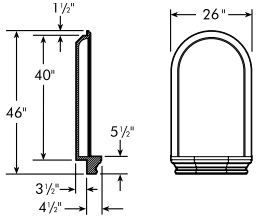

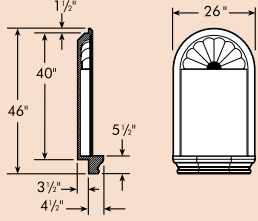

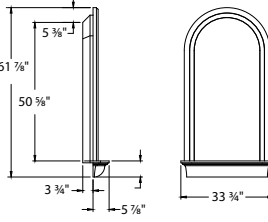

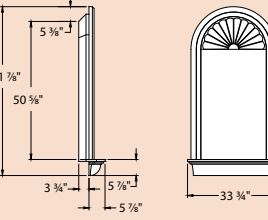
Part Number	Edge Profile	Section View
 <p>DOME40 Traditional</p>		
 <p>DOME47 Taylor</p>		
 <p>DOME65 Pembroke</p>		
 <p>DOME89 Traditional</p>		

Ceiling Domes *Oval*

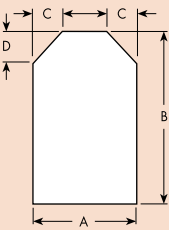
Part Number	Edge Profile	Section View
 <p>DOME41X54 Pembroke</p>		

NOTE: Custom ceiling domes are not available.

Wall Niches








Part Number	Dimensions
 <p>NCH18X30 Ships in 1 piece</p>	
 <p>NCH19X40 Ships in 4 pieces</p>	
 <p>NCH26X46 Ships in 4 pieces</p>	
 <p>NCHS26X46 With Shell Ships in 4 pieces</p>	
 <p>NCH34X62 Ships in 4 pieces</p>	
 <p>NCHS34X62 With Shell Ships in 4 pieces</p>	







NICHE ROUGH OPENING SIZES					
	Part Number	A	B	C	D
	NCH18X30	14 1/2"	26"	4"	4"
	NCH19X40	14 1/2"	37"	4 7/16"	4 7/16"
	NCH26X46	23 3/4"	41"	6 15/16"	6 15/16"
	NCHS26X46	23 3/4"	41"	6 15/16"	6 15/16"
	NCH34X62	26 1/4"	54 1/2"	7 1/4"	7 1/4"
	NCHS34X62	26 1/4"	54 1/2"	7 1/4"	7 1/4"




Timber Brackets *Stainable*

	Part Number	Projection	Height	Overall Width
	BKT14X16X3.5S	14"	16"	3 1/2"
	BKT12X18X3X1S	12"	18"	3 1/2"
	BKT18X18X3X1S	18"	18"	3 1/2"
	BKT24X18X4S	24"	18"	4"
	BKT12X20X3S	12"	20"	3 1/2"
	BKT18X20X3S	18"	20"	3 1/2"
	BKT21X20X6S	21 1/2"	20"	5 1/2"





Timber Brackets *Cove / Arch Stainable*

	Part Number	Projection	Height	Overall Width
	BKT16X18X4S	16"	18"	4"
	BKT22X24X4S	20 15/16"	23 9/16"	3 3/4"
	BKT28X32X4S	28"	32"	4 1/4"
	BKT14X30X7.5S	13 1/2"	30"	7 1/2"
	BKT22X30X8S	21 1/2"	30"	7 1/2"

Timber Brackets *Cove / Arch Stainable Continued*











	Part Number	Projection	Height	Overall Width
	BKT16X32X4S	16"	32"	4"

Timber Knee Braces *Stainable*


	Part Number	Projection	Height	Overall Width
	BKT12X24X3S	12"	24"	3 3/8"
	BKTCV18X24X4S	18"	24"	3 1/4"
	BKTCV18X24X6S	18"	24"	5 1/4"
	BKTCV21X30X4S	21"	30"	3 1/4"
	BKTCV21X30X6S	21"	30"	5 1/4"
	BKTSC18X24X3S	18"	24"	3"
	BKTS18X24X6S	18"	24"	5 1/2"
	BKT22X30X6S	21 1/2"	30"	6"






Timber Brackets & Corbels *Stainable*

	Part Number	Projection	Height	Overall Width
	BKT5X5X3S	5 1/2"	5 1/2"	3 1/2"
	BKT5X5S	5 1/2"	5 1/2"	5 1/2"
	COROG24X6S	24"	5 7/8"	5 5/8"
	COR24X6X5S	24"	6 1/2"	5 1/2"
	COROG20X7S	20"	7"	8 1/2"
	COROG15X7S	14 1/2"	7 1/4"	6"
	COROGA15X7S	14 1/2"	7 1/4"	6"
	COROGD15X7S	14 1/2"	7 1/4"	6"
	COR16X7X3RX5S	16"	7 1/4"	5"
	COROG29X8S	28 3/8"	7 3/8"	7 3/8"
	COROG48X8S	48"	7 3/8"	7 3/8"


Timber Brackets & Corbels *Stainable Continued*

	Part Number	Projection	Height	Overall Width
	COR7X11S	11 3/8"	7 3/8"	7"
	COR0G8X12S	11 3/8"	7 3/8"	7 3/8"
	COR39X10X5.5S	39 3/16"	9 1/8"	5 1/2"
	BKT5X10S	5"	10"	3 1/2"
	COR16X10X8S	16"	10 1/2"	8"
	BKT12X12X4-7S	12"	12"	4"
	BKT11X13X6S	11"	13"	6"
	COR7X15X4S	7"	15"	4"
	COR0G34X19S	33 3/4"	18 3/4"	7 3/8"






Timber Corbels *Bullnose Stainable*

	Part Number	Projection	Height	Overall Width
	COR24X6X6S	24"	6"	6"
	COR0GF15X7S	14 1/2"	7 1/4"	6"
	CORBN14X8X6S	14"	7 1/4"	5 1/4"
	CORBN14X10X6S	14"	9 1/4"	5 1/4"
	CORBN16X8X4S	16"	7 1/4"	3 1/4"
	CORBN18X6X4S	18"	5 1/4"	3 1/4"
	CORBN18X12X6S	18"	11 1/4"	5 1/4"
	CORBN22X10X6S	22"	9 1/4"	5 1/4"
	CORBN24X6X6S	24"	5 1/4"	5 1/4"
		COR21X6X12S	21"	12"

Timber Corbels *Cove Stainable*






	Part Number	Projection	Height	Overall Width
	CORCV18X6X4S	18"	5 1/4"	3 1/4"
	CORCV18X6X6S	18"	5 1/4"	5 1/4"
	CORCV18X8X4S	18"	7 1/4"	3 1/4"
	CORCV18X8X6S	18"	7 1/4"	5 1/4"
	CORCV18X10X6S	18"	9 1/4"	5 1/4"
	CORCV18X12X6S	18"	11 1/4"	5 1/4"
	COR24X8X6S	24"	8"	6"

Timber Corbels *Cove Stainable Continued*


	Part Number	Projection	Height	Overall Width
	COR16X5X3S	16"	5 3/8"	3 3/8"
	BKT36X7X8S	36"	7"	8"
	BKT7X13X7S	13"	7 1/4"	7 1/2"
	COR24X7X5S	24"	7 1/2"	5 1/2"
	COR48X7X5S	48"	7 1/2"	5 1/2"



Timber Corbels *Stainable*


	Part Number	Projection	Height	Overall Width
	COR24X5X5S	24"	5 1/2"	5 1/2"
	COR16X7X3S	16"	7 1/4"	3 1/4"
	COR16X7X5S	16"	7 1/4"	5 1/2"
	CORA24X16X4S	24"	8"	4"
	BKT18X9X3S	18"	9"	3"
	COR24X16X4S	24"	16"	4"

Timber Corbels *Decorative Stainable*




	Part Number	Projection	Height	Overall Width
	BKT4X8S	3 7/8"	7 5/8"	3 1/4"



Timber Rafter Tails *Stainable*

	Part Number	Projection	Height	Overall Width
	BMRTS4X4X24S	24"	3 1/4"	3 1/4"
	BMRTS6X4X12S	12"	5 1/4"	3 1/4"
	BMRTS6X4X24S	24"	5 1/4"	3 1/4"
	BMRTS6X6X12S	12"	5 1/4"	5 1/4"
	BMRTS6X6X24S	24"	5 1/4"	5 1/4"
	BMRTS8X4X12S	12"	7 1/4"	3 1/4"
	BMRTS8X4X24S	24"	7 1/4"	3 1/4"
	BMRTS8X6X24S	24"	7 1/4"	5 1/4"
	BMRTBN8X4X15S	15" 8 / 12 Pitch	7 3/4"	4"
	BMRTBN8X4X30S	30"	7 3/4"	4"

Timber Rafter Tails *Stainable*

	Part Number	Projection	Height	Overall Width
	COR16X8S	16"	8"	6"
	COR8X9X4S	8"	9"	4"
	BMCRT25X12X6S	25"	12"	6"
	BMRTA10X5X45S	45"	11 3/16"	5 13/32"



Timber Trellis System *Stainable*

Trellis Kits Part Number & Contents	Overall Width (Installed)	Overall Height (Installed)	Projection (Installed)
TRLS18987 Fits 16'-18' Garage Doors (2) BKT32X31X5S, <i>Outlooker</i> (4) BMD4X8X144S, <i>12' Beam</i> (18) FLTBA36X3X3S, <i>Rafter Tail</i> (1) TRLS18989, <i>Hardware Kit</i>	21' 9" <i>Over 16' Door</i>	41 7/8"	36"
TRLS18988 Fits 8'-9' Garage Doors (2) BKT32X31X5S, <i>Outlooker</i> (2) BMD4X8X48, <i>4' Beam</i> (2) BMD4X8X144S, <i>12' Beam</i> (10) FLTBA36X3X3S, <i>Rafter Tail</i> (1) TRLS18994, <i>Hardware Kit</i>	23' 9" <i>Over 18' Door</i>	41 7/8"	36"
	13' 9" <i>Over 8' Door</i>	41 7/8"	36"
	14' 9" <i>Over 9' Door</i>		

Individual Trellis Components	Part Number	Projection	Height	Overall Width
	BKT32X31X5S Outlooker	32 1/2"	30 5/8"	5 1/4"
	BMD4X8X48S Beam	4 1/4"	7 3/4"	48"
Scrolled profile on one end 	BMD4X8X144S Beam	4 1/4"	7 3/4"	144"
	FLTBA36X3X3S Lattice	36"	3 1/2"	2 3/4"
Angled on one end 	TRLS18989 Hardware Kit for TRLS18987	Kit Contains: (3) Angle Bracket (3) U Bracket (1) Screw Pack (1) Installation Guide		
	TRLS18994 Hardware Kit for TRLS18988	Kit Contains: (2) Angle Bracket (2) U Bracket (1) Screw Pack (1) Installation Guide		




NOTE: See page 119 for smooth trellis

Timber Decorative Panel[^] *Stainable*

	Part Number	Width / Height	Thickness
	DA12X12SQXS	12"	3 1/2"

[^] Panels are designed for decorative use only and cannot be used in a structural rail containment application

Timber Fixture Mounts *Stainable*

	Part Number	Width	Height	Inside Width	Inside Height	Projection
	FMS8X8X2S	8"	8"	3 11/16"	2 11/16"	2"
	FM8X12X2S	8"	12"	2 1/2"	4"	2"
	FMS8X8X2W [^]	8"	8"	2 11/16"	3 11/16"	2"

[^] Product is timber painted with white primer




Timber Beam *Cedar Style / Solid Stainable*


	Part Number	Overall Width	Overall Height	Length
	BMST3X8X216S	3 1/2"	8 1/2"	18'

NOTE: This product does not have timber texture on all sides

Timber Beam *Milled Style Stainable*


	Part Number	Overall Width	Overall Height	Length	Inside Width	Inside Height
	BMCDR4X3X168S	3 1/2"	2 1/2"	14'	2"	1 3/4"
	BMCDR8X6X168S	7 1/4"	5 3/4"	14'	5 3/4"	5"

Timber Beam *Mesa Style Stainable*

	Part Number	Overall Width	Overall Height	Length	Inside Width (Top)	Inside Width (Bottom)	Inside Height	Approx. Weight
	BMM6X8X144S	5 31/32"	7 17/32"	12'	3 3/4"	3 31/32"	6 17/32"	26 lbs.
	BMM6X8X234S	5 31/32"	7 17/32"	19' 6"	3 3/4"	3 31/32"	6 17/32"	41 lbs.
	BMM8X10X234S	7 1/4"	9"	19' 6"	4 1/4"	4 31/32"	7 3/4"	61 lbs.
	BMM10X15X234S	9 1/8"	14 13/16"	19' 6"	5 5/16"	6 21/32"	13 5/16"	113 lbs.

NOTE: See following page for matching beam strap

Timber Beam *Tahoe Style Stainable*

	Part Number	Overall Width	Overall Height	Length	Inside Width (Top)	Inside Width (Bottom)	Inside Height	Approx. Weight
	BMT8X10X234S	7 7/32"	8 31/32"	19' 6"	4 1/4"	4 15/16"	7 23/32"	61 lbs.

NOTE: See following page for matching beam strap

Beam Strap *Mesa Style Stainable*



Part Number	Thickness	No. of Bolts	Beam
BMSTRPM6X8	3/8"	4	BMM6X8X144S, BMM6X8X234S
BMSTRPM8X10	3/8"	6	BMM8X10X234S
BMSTRPM10X15	3/8"	6	BMM10X15X234S

Beam Strap *Tahoe Style Stainable*



Hammered Texture

Part Number	Thickness	No. of Bolts	Beam
BMSTRPT8X10	3/8"	6	BMT8X10X234S

