



Brackets .....	88
Knee Braces .....	102
Dentil Blocks .....	104
Gable Pediments .....	110
Trellis System .....	113
Fishscale Panel .....	113
Decorative Panels .....	114
Porch Spandrels .....	114
Fixture Mounts .....	115
Spires .....	116
Finials .....	117
Ceiling Medallions .....	118
Smooth Beam .....	120
Ceiling Domes .....	121

**FYPON**  
Where style meets performance

## Defining Design

### Decorative Millwork

For the ultimate finishing touch, decorative millwork is the perfect choice for both interior and exterior applications. Fypon craftsmanship is evident in every exquisite detail. From brackets, dentil blocks and gable pediments to ceiling medallions and domes, our collection of architecturally accurate decorative millwork will expand your design possibilities for a room — or an entire home. For installation and finishing instructions, please visit [www.fypon.com](http://www.fypon.com).

## How to Use This Section

The products in this section of the catalog are organized by architectural style. You can find a variety of products to match the aesthetics of almost any application conveniently grouped together. Where applicable, groupings of brackets, corbels and dentil blocks are further sorted by height, from smallest to largest.

## How to Order

### Decorative Millwork

The first step when ordering decorative millwork is to determine the type of product needed. Then find the proper size for your specific application by measuring the width and height.

### Decorative Millwork Accessories

Some decorative millwork products have accessories available or are an accessory to another product. All decorative millwork accessories are unattached and must be ordered separately.



#### Remember to Order Adhesive

A urethane-based adhesive **must** be used on all joint surfaces. See page 172 to order Loctite® PL Premium® Adhesive.\*




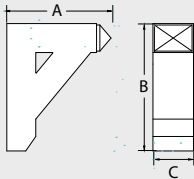

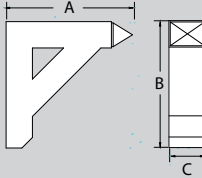


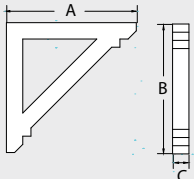

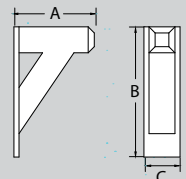

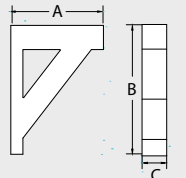

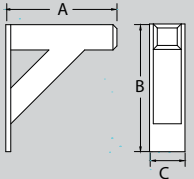

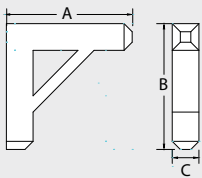

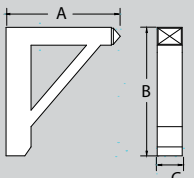

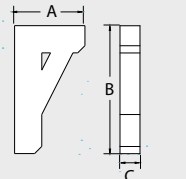
\* Loctite® PL Premium® is owned by Henkel IP & Holding GmbH.

Always consult the local building code authority to determine suitability of products to meet specific project requirements.

Images are representative of style, actual product will vary by size.

# Brackets

Flat


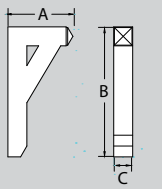

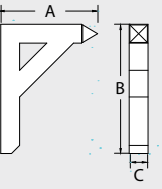

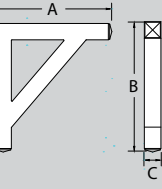

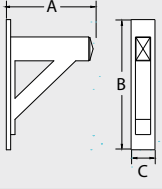

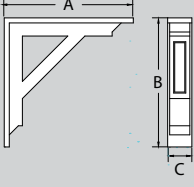
	Part Number	Projection (A)	Height (B)	Overall Width (C)	
	BKT9X11	9"	11"	3 1/2"	
	BKT12X12X4	12"	12"	3 1/2"	
	BKT18X18X4	18"	18"	3 1/2"	
	BKT16X16	15 7/8"	15 7/8"	2"	
	BKT10X16X4	9 7/8"	16"	4 1/2"	
	BKT12X16	11 1/2"	16"	3"	
	BKT14X16X4	14"	16"	4 1/2"	
	BKT17X17	16 1/2"	16 1/2"	3 1/2"	
	BKT16X18X3	16"	18"	3 1/2"	
	BKT11X20	11"	20"	3 1/8"	

NOTE: Listed in order by height.



# Brackets

Flat Continued

	Part Number	Projection (A)	Height (B)	Overall Width (C)	
	BKT12X24X3	12"	24"	3 1/2"	
	BKT18X24X4	18"	24"	3 1/2"	
	BKT18X30X4	18"	30"	3 1/2"	
	BKT25X27	25"	27 1/2"	3 1/2"	
	BKT36X36X4	36"	36"	4"	
	BKT36X36X6	36"	36"	6"	
	BKT20X30X6	20"	30"	5 1/2"	
	BKT32X32	32"	32"	6"	
	BKT40X40	40"	40"	6"	


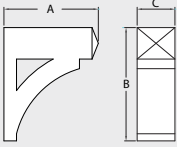

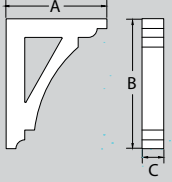


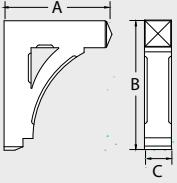

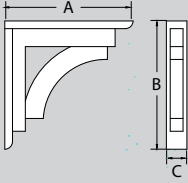

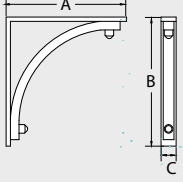

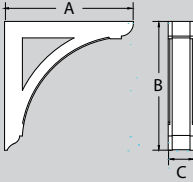


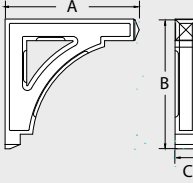

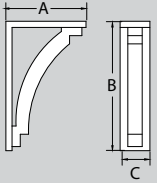

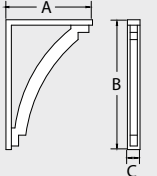


Parts may be required to ship LTL (less than truckload) based on size and overall dimensions.



# Brackets

Cove / Arch


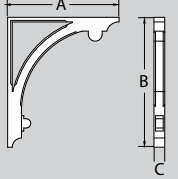

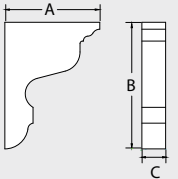

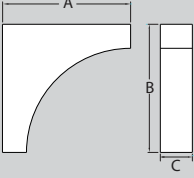

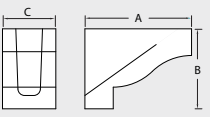

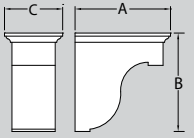

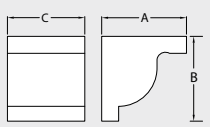

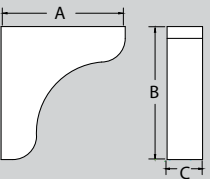

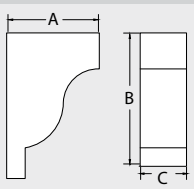
	Part Number	Projection (A)	Height (B)	Overall Width (C)	
	BKT15X18X6	15"	18"	6"	
	BKT19X24X4	18 5/8"	24"	4"	
	BKT19X36X4	19"	36"	4"	
	BKT20X24X5	20"	24"	5"	
	BKT25X25	25"	25"	4"	
	BKT28X30	28"	30"	3 1/2"	
	BKT30X30	30"	30"	6"	
	BKT36X36	36 1/8"	36 1/8"	6"	
	BKT31X30X5	31"	30"	5"	
	BKT19X31	19 1/2"	31 1/2"	7 1/4"	
	BKT24X36	24"	36"	3 1/2"	

NOTE: Listed in order by height.



# Brackets


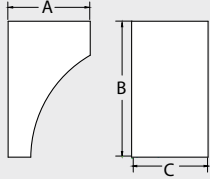

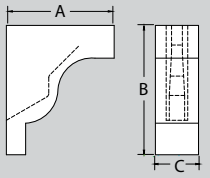

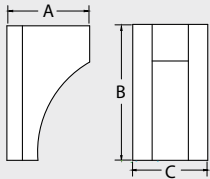

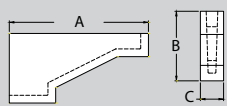

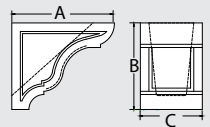

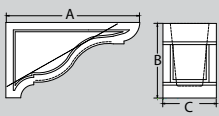

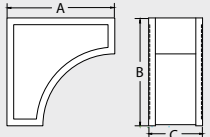

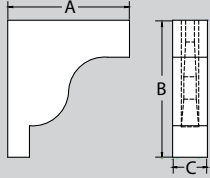
Cove / Arch Continued

	Part Number	Projection (A)	Height (B)	Overall Width (C)	
	BKT36X42	36 1/4"	42 1/4"	3 1/2"	
	BKT6X8	6"	8"	1 1/2"	
	BKT8X8	8"	8"	2"	
	BKT8X6	8"	6"	4"	
	BKT8X8X4	8"	8"	4 7/8"	
	BKT10X10X9	10"	10"	9 1/8"	
	BKT10X11	10 1/2"	11 1/4"	3"	
	BKT7X11X3	7"	11"	3 1/2"	

Parts may be required to ship LTL (less than truckload) based on size and overall dimensions.

# Brackets

Cove / Arch Continued


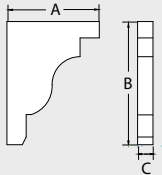

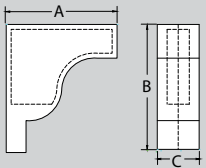



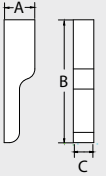
	Part Number	Projection (A)	Height (B)	Overall Width (C)	
	BKT7X12X4	7 1/4"	12"	4"	
	BKT10X12X4	10"	12"	4"	
	BKT8X13	8"	13"	7 1/4"	
	BKT18X9X3	18"	9"	3"	
	BKT12X10 Recessed	12"	10 1/8"	7 1/4"	
	BKT18X10 Recessed	18"	10 1/8"	7 1/4"	
	BKT24X24X12 Recessed	24"	24"	12"	
	BKT14X16	14"	15 3/4"	4"	





# Brackets


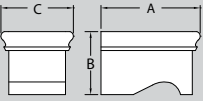

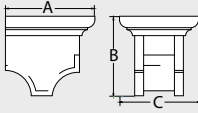

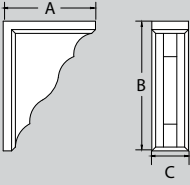

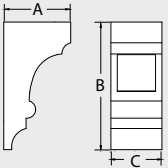

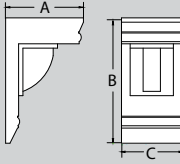

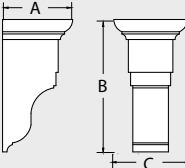

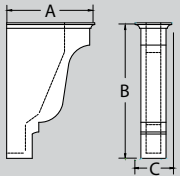

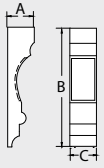

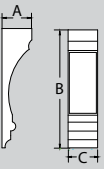
*Cove / Arch Continued*

	Part Number	Projection (A)	Height (B)	Overall Width (C)	
	BKT18X24X3	18"	24"	3"	
	BKT22X26	22 1/2"	26"	8 1/2"	
	BKT13X13X3	13"	13"	3 1/2"	
	BKT5X20	5"	20"	3"	
	BKT6X24	6"	24"	4"	

Parts may be required to ship LTL (less than truckload) based on size and overall dimensions.

# Brackets


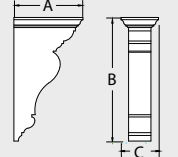

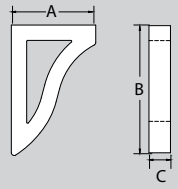

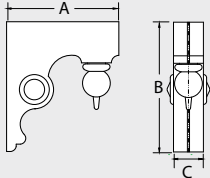

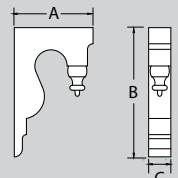

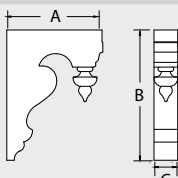

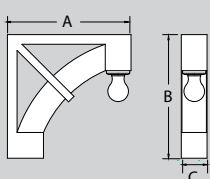
Decorative

	Part Number	Projection (A)	Height (B)	Overall Width (C)	
	BKT5X8X6	7 7/8"	5"	5 3/4"	
	BKT9X12	11 1/4"	10"	10"	
	BKT7X10	7 1/2"	10 5/8"	3"	
	BKT9X13	9"	13"	3"	
	BKT11X15	11"	15"	3"	
	BKT15X19	15"	19"	3 1/2"	
	BKT5X10	5 1/4"	10"	4"	
	BKT9X15	9"	14 1/2"	7"	
	BKT8X15	7 7/8"	14 7/8"	8 1/4"	
	BKT11X16	10 1/2"	16 1/4"	4 3/8"	
	BKT4X18X4	4"	18"	4"	
	BKT6X24X6	6"	24"	6"	



## Brackets

Decorative Continued


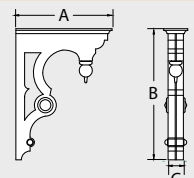

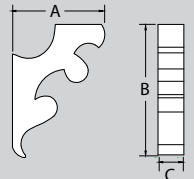

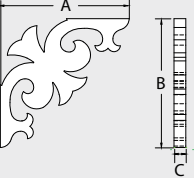

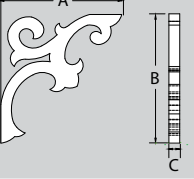

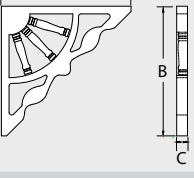

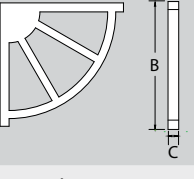

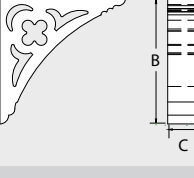

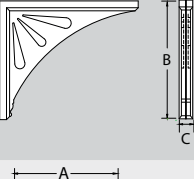

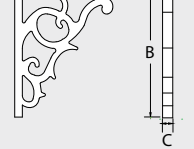


	Part Number	Projection (A)	Height (B)	Overall Width (C)	
	BKT15X28	15 3/8"	27 1/2"	8 3/8"	
	BKT11X17	11"	17"	2 7/8"	
	BKT7X8	6 1/2"	7 1/2"	1 3/4"	
	BKT10X16	9 3/4"	16"	2 3/4"	
	BKT12X17	12 1/8"	16 1/2"	3"	
	BKT24X24X5	24"	24"	5"	

Parts may be required to ship LTL (less than truckload) based on size and overall dimensions.



# Brackets


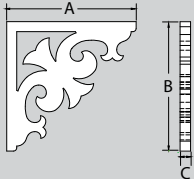

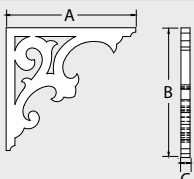

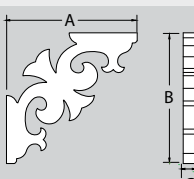

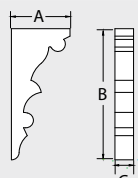

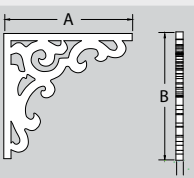
Decorative Continued

	Part Number	Projection (A)	Height (B)	Overall Width (C)	
	BKT22X30	22"	30"	5 1/2"	
	BKT30X30X7	30"	30"	7"	
	BKT7X10X2	7"	10 1/8"	2"	
	BKT11X11	11 3/8"	11 3/8"	1 1/8"	
	BKT12X12	12 1/4"	11 1/2"	1 1/8"	
	BKT12X12GP	12"	12"	1"	
	BKT12X12WW	12"	12"	1"	
	BKT12X12X3	12"	12"	3"	
	BKT22X21	21 3/4"	21 1/2"	3"	
	BKT14X12	14"	12"	1 1/2"	
	BKT10X12	10 1/8"	12 1/2"	1"	



## Brackets


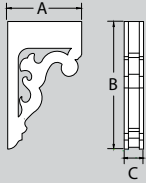

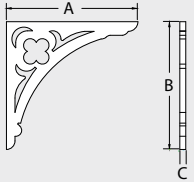

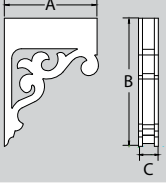

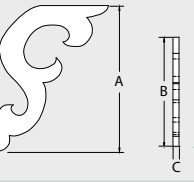



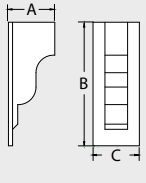

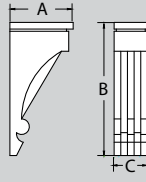

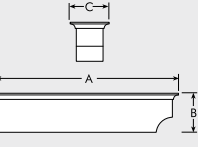
*Decorative Continued*

	Part Number	Projection (A)	Height (B)	Overall Width (C)	
	BKT13X13	12 <sup>7</sup> / <sub>8</sub> "	12 <sup>7</sup> / <sub>8</sub> "	1 <sup>1</sup> / <sub>8</sub> "	
	BKT14X15	14"	14 <sup>3</sup> / <sub>4</sub> "	1"	
	BKT16X16X3	16"	16"	2 <sup>1</sup> / <sub>2</sub> "	
	BKT8X18	7 <sup>7</sup> / <sub>8</sub> "	17 <sup>5</sup> / <sub>8</sub> "	2 <sup>1</sup> / <sub>2</sub> "	
	BKT19X20	19 <sup>1</sup> / <sub>2</sub> "	20"	1 <sup>1</sup> / <sub>8</sub> "	

Parts may be required to ship LTL (less than truckload) based on size and overall dimensions.

# Brackets

Decorative Continued

	Part Number	Projection (A)	Height (B)	Overall Width (C)	
	BKT12X21X3	12 1/4"	21 1/8"	3 1/4"	
	BKT22X21X1	22 1/8"	21 1/2"	1"	
	BKT16X23X3	16 3/8"	22 3/4"	3 1/2"	
	BKT18X24	18"	24"	1"	
	BKT23X25	23 1/4"	25 1/2"	1 1/4"	
	BKT11X30	11 1/4"	30"	11 1/4"	
	BKT14X30X8	14 1/4"	30"	7 1/2"	
	BKT5X4	20 1/2"	4 3/8"	4 3/8"	





# Brackets


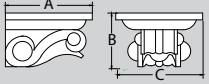

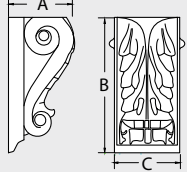

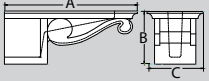

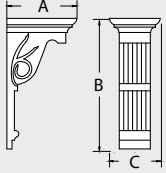

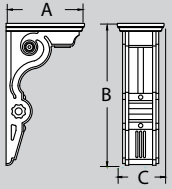

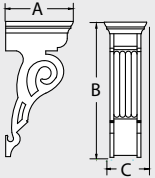

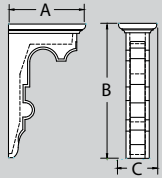

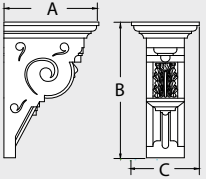
Decorative Continued

	Part Number	Projection (A)	Height (B)	Overall Width (C)	
	BKT5X5X9	8 3/4"	5 3/8"	4 7/8"	
	BKT13X6	13 1/4"	5 3/4"	5 7/8"	
	BKT7X6X12	11 1/2"	6 3/4"	5 1/2"	
	BKT8X7X18	18"	7 3/8"	7"	
	BKT8X9X14	14"	8"	9"	
	BKT9X6X22	22"	10 5/8"	8 1/4"	

Parts may be required to ship LTL (less than truckload) based on size and overall dimensions.


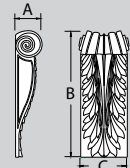

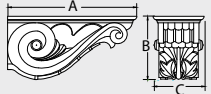

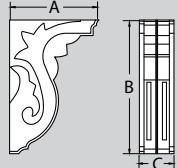

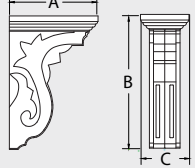

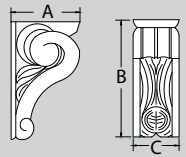

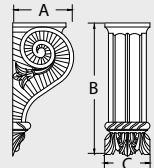

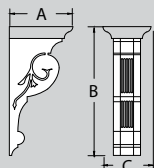

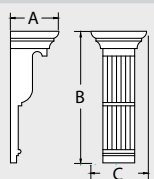

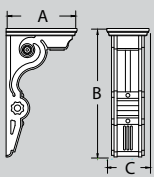
# Brackets

*Ornate*

	Part Number	Projection (A)	Height (B)	Overall Width (C)	
	BKT7X5	6 7/8"	4 1/4"	7 3/8"	
	BKT13X7	6 1/4"	13 1/4"	6 3/8"	
	BKT19X8	19"	7 1/2"	8"	
	BKT11X20X8	11"	20 1/2"	8"	
	BKT23X26	22 1/2"	26"	8 1/2"	
	BKT18X35	17 1/2"	35"	11"	
	BKT20X35	20 1/4"	35"	10"	
	BKT25X36	25 1/4"	36"	18"	

# Brackets


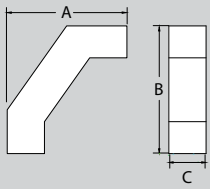

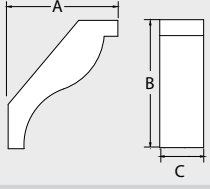

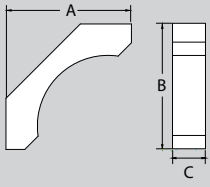

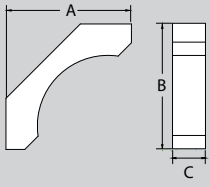
Ornate Continued

	Part Number	Projection (A)	Height (B)	Overall Width (C)	
	BKT2X10	2"	9 1/2"	3 3/4"	
	BKT24X12	23 1/2"	11 1/2"	9 1/4"	
	BKT10X14	9 3/4"	14 1/2"	3 3/4"	
	BKT11X16X6	11"	16 1/4"	6"	
	BKT16X9	9 1/4"	15 7/8"	3 5/8"	
	BKT7X16	7 1/2"	16 1/4"	5 1/2"	
	BKT8X17	8 1/4"	16 5/8"	6 1/4"	
	BKT7X18	6 3/4"	18 1/4"	7 3/4"	
	BKT11X20X6	11"	20"	6 1/2"	
	BKT14X26	14 1/2"	26"	6 1/2"	

Parts may be required to ship LTL (less than truckload) based on size and overall dimensions.


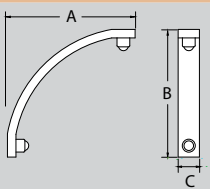

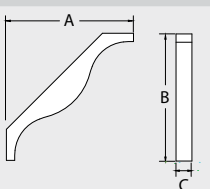

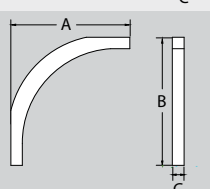

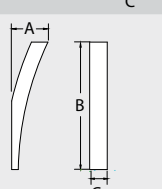
# Knee Braces

*Flat*

	Part Number	Projection (A)	Height (B)	Overall Width (C)	
	BKT11X12X3	11 1/4"	12"	3 1/2"	
	BKT13X15	12 1/2"	14 5/8"	5"	
	BKT14X14	13 1/4"	13 1/4"	3 1/2"	
	BKT30X30X8	30"	30"	6 7/8"	

# Knee Braces

*Decorative*

	Part Number	Projection (A)	Height (B)	Overall Width (C)	
	BKT15X15	15"	15"	2 1/2"	
	BKT22X22	22"	22"	2 3/4"	
	BKT26X28	26"	28"	2 1/2"	
	BKT8X29X4	8 1/4"	29"	4"	


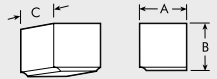



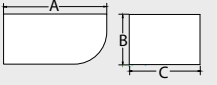

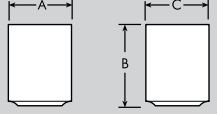


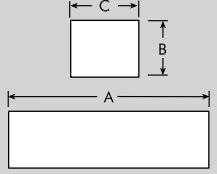
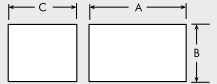
Parts may be required to ship LTL (less than truckload) based on size and overall dimensions.








# Dentil Blocks

Flat

	Part Number	Projection (A)	Height (B)	Overall Width (C)	
	DTLB2X5X6	6"	2"	5"	
	DTLB3X3X3	3 1/2"	3 1/2"	3 1/2"	
	DTLB3.5X3.5X7	7 3/8"	3 1/2"	3 1/2"	
	DTLB4X6X9	8 3/4"	4 1/4"	6"	
	DTLB4.5X4X4	3 1/2"	4 1/2"	3 1/2"	
	DTLB5X6X6	6"	5"	6"	
	DTLB5X6X18	17 5/8"	5"	6"	
	DTLB5X6X8	8 1/2"	5"	6"	


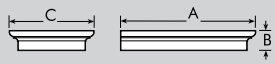

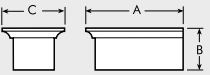

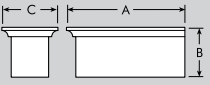

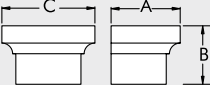
# Dentil Blocks

*Flat Continued*

	Part Number	Projection (A)	Height (B)	Overall Width (C)	
	F100^	10 3/8"	5 1/2"	5"	
^ See accessory block BKT10X14 on page 101.					
	DTLB5X5X3	5 1/2"	5 1/2"	3 1/2"	

# Dentil Blocks

*Decorative*

	Part Number	Projection (A)	Height (B)	Overall Width (C)	
	DTLB2X8X12	12"	1 3/4"	7 1/2"	
	DTLB4X5X8	7 3/4"	3 3/8"	5"	
	DTLB5X6X10	9 1/2"	4 3/4"	5 7/8"	
	DTLB6X9X7	6 1/2"	5 1/2"	8 3/4"	

Parts may be required to ship LTL (less than truckload) based on size and overall dimensions.

# Dentil Blocks


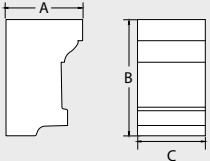
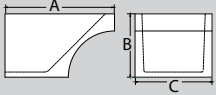
*Decorative Continued*

	Part Number	Projection (A)	Height (B)	Overall Width (C)	
	DTLB6X9X15	15"	6"	9 1/4"	
	DTLB4X6X6	6 1/4"	4 1/2"	5 3/4"	
	DTLB6X6X9	9 3/8"	5 3/4"	5 1/2"	
	DTLB9X8X8	9"	8 1/8"	8 1/8"	
	DTLB6X7X9	9 1/4"	6"	7 1/4"	
	DTLB3X5X6	5 3/4"	3 1/8"	4 1/2"	
	DTLB4X4X9	9"	3 7/8"	4 3/8"	
	DTLB4X4X7	7 1/4"	4 3/8"	5"	



## Dentil Blocks


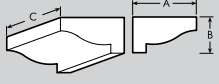

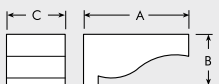

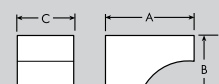



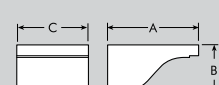





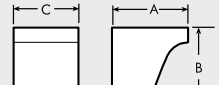

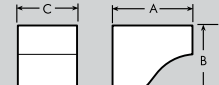
*Decorative Continued*

	Part Number	Projection (A)	Height (B)	Overall Width (C)	
	DTLB5X8	5 <sup>7</sup> / <sub>16</sub> "	8 <sup>1</sup> / <sub>4</sub> "	4 <sup>13</sup> / <sub>16</sub> "	
	DTLB9X11X16	16"	9 <sup>1</sup> / <sub>4</sub> "	11 <sup>1</sup> / <sub>4</sub> "	

Parts may be required to ship LTL (less than truckload) based on size and overall dimensions.

# Dentil Blocks

Assorted

	Part Number	Projection (A)	Height (B)	Overall Width (C)	
	DTLB4X6X7	7 1/8"	4"	6"	
	DTLB5X6X11	10 3/4"	5 1/4"	6"	
	DTLB5X4X7	6 7/8"	5 3/8"	4 3/8"	
	DTLB6X6X8	8"	5 3/8"	5 1/2"	
	DTLB5X8X10	10"	5 3/8"	7 7/8"	
	DTLB6X6X9.25	9 1/4"	6"	6"	
	DTLB6X4X6	5 1/2"	6 1/8"	4 3/4"	
	DTLB6X6X5	5 1/2"	6 1/4"	4 3/4"	
	DTLB6X5X7	6 3/4"	6 5/16"	5"	





## Dentil Blocks

*Assorted Continued*

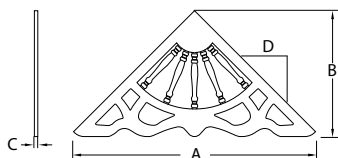
	Part Number	Projection (A)	Height (B)	Overall Width (C)		
	DTLB8X6X6	5 3/16"	8 1/8"	5 1/2"		
	DTLB3X3X4	4 1/2"	3 3/4"	3 3/4"		
	DTLB4X5X7	7 3/4"	4 1/4"	5 1/8"		
	DTLB4X4X4	4"	4"	4"		
	DTLB3.5X5.5X5.5	5 1/2"	3 1/2"	5 1/2"		
	Part Number	Projection (A)	Height (B)	Overall Width (C)	Pitch (D)	
	DTLB6X4X6R12	5 1/2"	11"	4 3/4"	12 / 12	
	DTLB6X4X6L12	5 1/2"	10 15/16"	4 3/4"	12 / 12	

Parts may be required to ship LTL (less than truckload) based on size and overall dimensions.



## Gable Pediments

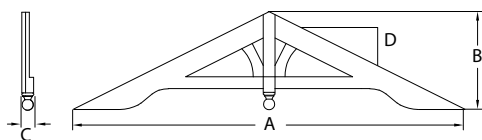
*Victorian Style*



Part Number	Overall Width (A)	Overall Height (B)	Projection (C)	Pitch (D)
GP60X36	60 <sup>3</sup> / <sub>8</sub> "	36"	1"	14 / 12
GP64X32	62"	32 <sup>1</sup> / <sub>4</sub> "	1"	12 / 12
GP80X33	80 <sup>1</sup> / <sub>4</sub> "	33 <sup>3</sup> / <sub>4</sub> "	1"	10 / 12
GP81X31	81 <sup>1</sup> / <sub>4</sub> "	31 <sup>1</sup> / <sub>4</sub> "	1"	9 / 12
GP88X29	86 <sup>3</sup> / <sub>8</sub> "	29 <sup>3</sup> / <sub>8</sub> "	1"	8 / 12
GP96X28	96"	28"	1"	7 / 12
GP107X22	107"	22"	1"	5 / 12
GP110X27	106 <sup>7</sup> / <sub>8</sub> "	27 <sup>3</sup> / <sub>8</sub> "	1"	6 / 12

## Gable Pediments

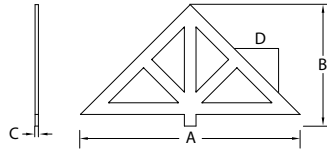
*Arched Style*



Part Number	Overall Width (A)	Overall Height (B)	Projection (C)	Pitch (D)
GPA70X35	70"	35"	3 <sup>1</sup> / <sub>4</sub> "	12 / 12
GPA81X34	80 <sup>1</sup> / <sub>2</sub> "	33 <sup>1</sup> / <sub>2</sub> "	3 <sup>1</sup> / <sub>4</sub> "	10 / 12
GPA86X32	85 <sup>1</sup> / <sub>4</sub> "	32 <sup>1</sup> / <sub>4</sub> "	3 <sup>1</sup> / <sub>4</sub> "	9 / 12
GPA87X29	86 <sup>7</sup> / <sub>8</sub> "	29"	3 <sup>1</sup> / <sub>4</sub> "	8 / 12
GPA95X28	95 <sup>1</sup> / <sub>4</sub> "	27 <sup>3</sup> / <sub>4</sub> "	3 <sup>1</sup> / <sub>4</sub> "	7 / 12
GPA104X26	103 <sup>1</sup> / <sub>2</sub> "	25 <sup>7</sup> / <sub>8</sub> "	3 <sup>1</sup> / <sub>4</sub> "	6 / 12

# Gable Pediments

*Flat Style*



Part Number	Overall Width (A)	Overall Height (B)	Projection (C)	Pitch (D)
GPF66X33	66"	36 1/2"	1"	12 / 12





Parts may be required to ship LTL (less than truckload) based on size and overall dimensions.







## Gable Pediment Kits

*Stewart System*




	Part Number	Rake Length (A) (Each Side)	Pitch	Accessories
	GPK401	39 1/4"	Adjustable from 5 / 12 to 14 / 12 pitch	GPK451
	GPK801	77 1/2"	Adjustable from 5 / 12 to 14 / 12 pitch	GPK851
	Part Number	Diameter (B)	Pitch	Accessories
	GPK451	16"	—	GPK401
	GPK851	32 1/8"	—	GPK801

NOTE: GPK401 and GPK801 kits include adhesive and screws.

## Gable Pediment Kits

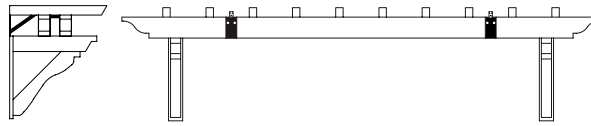
*Basic System*



Part Number	Base Width (A)	Overall Height (B)	Thickness	Accessories
GPK100	96"	51 5/8"	1 1/4"	Adjustable from 6 / 12 to 12 / 12

NOTE: Ships in 6 pieces; field trimming and assembly required. Installation hardware and instructions included.

# Trellis System



NOTE: For installation instructions, please visit [www.fypon.com](http://www.fypon.com).

Trellis Kit Part Number & Contents	Overall Width (Installed)	Overall Height (Installed)	Projection (Installed)
<b>TRLS19003</b> Fits 16'-18' Garage Doors (2) BKT32X31X5, <i>Outlooker</i> (4) BMD4X8X144, <i>12' Beam</i> (18) FLTBA36X3X3, <i>Rafter Tail</i> (1) TRLS18989, <i>Hardware Kit</i>	21' 9" <i>Over 16' Door</i>  23' 9" <i>Over 18' Door</i>	41 7/8"	36"
<b>TRLS19004</b> Fits 8'-9' Garage Doors (2) BKT32X31X5, <i>Outlooker</i> (2) BMD4X8X48, <i>4' Beam</i> (2) BMD4X8X144, <i>12' Beam</i> (10) FLTBA36X3X3, <i>Rafter Tail</i> (1) TRLS18994, <i>Hardware Kit</i>	13' 9" <i>Over 8' Door</i>  14' 9" <i>Over 9' Door</i>	41 7/8"	36"

Individual Trellis Components	Part Number	Projection	Height	Overall Width
	BKT32X31X5 <i>Outlooker</i>	32 1/2"	30 5/8"	5 1/4"
	BMD4X8X48^ <i>Beam</i>	4 1/4"	7 3/4"	48"
	BMD4X8X144^ <i>Beam</i>	4 1/2"	7 3/4"	144"
	FLTBA36X3X3^ <i>Lattice</i>	36"	3 1/2"	2 3/4"
	TRLS18989 <i>Hardware Kit for TRLS19003</i>	<b>Kit Contains:</b> (3) Angle Bracket (3) U Bracket (1) HDW Pack (1) Installation Guide	—	—
	TRLS18994 <i>Hardware Kit for TRLS19004</i>	<b>Kit Contains:</b> (2) Angle Bracket (2) U Bracket (1) HDW Pack (1) Installation Guide	—	—

NOTE: See Timber & Stone Catalog for timber trellis.  
 HDW pack contains: lock washers, hex nuts and bolts.

^ This product is not finished on all sides.

# Fishscale Panel

*Round Scales*

Part Number	Length (A)	Overall Length (B)	Height (C)	Projection (D)
FSR103X17	99 1/4"	102 1/8"	16 3/4"	3/4"

Parts may be required to ship LTL (less than truckload) based on size and overall dimensions.





## Porch Spandrels


	Part Number	Length (A)	Height (B)	Projection (C)	Design Repeat (D)	
	PRS48X8	48"	7 3/4"	1"	5 1/4"	
	PRS96X8	97 1/2"	8 1/4"	2 7/8"	8 1/8"	

## Decorative Panels

	Part Number	Width / Height (A, B)	Projection (C)	
	DP28X28CH Crosshatch	27 3/4"	1 1/2"	
	DP28X28SQX Square	28"	1 1/4"	

NOTE: Panels are designed for decorative use only and cannot be used in a structural rail containment application.


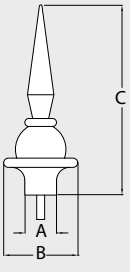

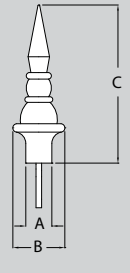

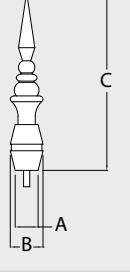

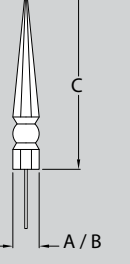
# Fixture Mounts

	Part Number	Width (A)	Height (B)	Inside Width (C)	Inside Height (D)	Projection (E)	
	<b>FM8X12X2</b> Vertical	8"	12"	2 1/2"	4"	2"	
	<b>FMS8X8X2</b> Square	8"	8"	3 3/4"	2 3/4"	2"	



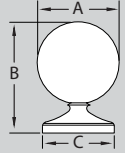

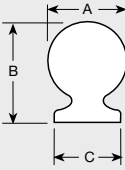

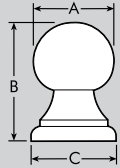

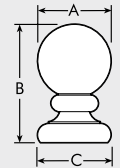

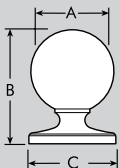

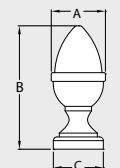

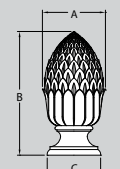

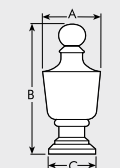
Parts may be required to ship LTL (less than truckload) based on size and overall dimensions.

# Spires

	Part Number	Base Diameter (A)	Diameter (B)	Height (C)	Anchoring Pipe	
	S3X19	3"	7"	18 3/4"	3/4" x 6"	
	S4X21	3 1/2"	7"	21 1/4"	3/4" x 6"	
	S6X32	4 1/4"	6"	32 1/4"	1 1/8" x 3"	
	S8X56	8"	8"	56"	1 1/8" x 18"	



# Full-Round Finial

	Part Number	Ball Diameter (A)	Height (B)	Base Diameter (C)	
	B4X6	4"	5 1/2"	3 1/2"	
	B5X7	5 1/4"	6 3/4"	4 3/8"	
	B6X8	5 7/8"	7 3/4"	5 7/8"	
	B6X9	7"	9"	5 7/8"	
	B8X10	8"	10"	8 1/4"	
	B10X13	10"	12 7/8"	8 1/2"	
	B12X16	12"	16"	12"	
	B3X4 Pedestal Ball	3 1/8"	4 5/8"	3 1/4"	
	B3X5 Post Ball	3 1/4"	5 1/4"	3 1/4"	
	B7X9 Decorative Ball	6 1/4"	8 1/2"	6 1/2"	
	AFR10 Acorn	4 7/8"	11 1/8"	4 1/2"	
	PHFR5X11 Pineapple	5 5/8"	11"	4 3/4"	
	PHFR6X14 Pineapple	7 1/8"	14"	6 1/8"	
	UFR11 Urn	5 1/2"	11 3/4"	5 3/8"	

Parts may be required to ship LTL (less than truckload) based on size and overall dimensions.



# Ceiling Medallions

One-Piece

	Part Number	Diameter / Width	Projection	Center Opening Diameter
	<b>CM15BM</b> Beaumont	14 3/8"	2 1/4"	1"
	<b>CM16FL</b> Florentine	16"	1 1/8"	4 1/8"
	<b>CM24RN</b> Randolph	24 3/8"	1 1/2"	1"
	<b>CM30AL</b> Acanthus Leaf	30 1/4"	2 1/2"	1"
	<b>CM32SG</b> St. Georges	32 1/2"	2 1/2"	1"
	<b>CM36NI</b> Nicolas	35 3/4"	2"	2"
	<b>CM38SY</b> Symmetria	38 1/8" Width 28 5/8" Height	1 3/4"	1"
	<b>CM67WT</b> Whitney	67 1/2" Width 43 1/2" Height	1"	4 3/8"
	<b>CM74SF</b> Suffolk  Ships in 4 pieces	74 1/4"	2"	—

# Ceiling Medallions

Two-Piece

	Part Number	Diameter / Width	Projection	Center Opening Diameter
	<b>CM16FL2</b> Florentine	15 3/4"	1 1/8"	5 5/8"
	<b>CM16JE2</b> Jefferson	15 1/2"	3/4"	5 3/4"
	<b>CM32R02</b> Rochelle	31 7/8"	2 1/4"	5 3/4"



Parts may be required to ship LTL (less than truckload) based on size and overall dimensions.





# Smooth Beam

Part Number	Overall Width (A)	Overall Height (B)	Length (C)	Inside Width	Inside Height
BM4X5X192	6 <sup>5</sup> / <sub>8</sub> "	5"	16'	2"	4"



For woodgrain beam options, please refer to Timber & Stone Catalog.





# Ceiling Domes

Round

Part Number	Edge Profile	Section View
<b>DOME40</b> Traditional		
<b>DOME47</b> Taylor		
<b>DOME65</b> Pembroke		
<b>DOME89</b> Traditional		

NOTE: Domes have a 4 week lead time.  
 Parts may be required to ship LTL (less than truckload) based on size and overall dimensions.